



Nick Williams and Associates

NickWilliamsDesigns.com
818-222-7477



OUTRAGEOUS POOLS PART 1



OUTRAGEOUS POOLS PART 1

Welcome to “Outrageous Pools,” a series of artistic pool designs to be featured throughout the summer season. One of the most inviting and comfortable additions to any backyard setting is a swimming pool! The shimmering coolness of the clear blue water beckons you to immerse yourself on a lazy summer afternoon, or just sit quietly by the poolside relaxing with a book or some music and a good glass of wine. Pool design has been a specialty of Nick Williams and Associates for many years, and in this article series, we would like to feature some of his unique designs in real client settings. As you will see, a little imagination and the stonework featured in these designs makes them truly unique. Here is a brief narrative and photo tour of some of this creative design work.

We begin with a real natural wonder—enjoy!

Mother Nature's Pool

The soothing natural elements of Nature integrated into a comfortable home setting is the essence of this unique pool design.

In consulting with Nick Williams on this pool remodel, the client decided to simply start over, even to the point of repositioning their old swimming pool, moving it to a more suitable location further back in the yard, which was no small task. They began by removing the walls on either side of the pool and expanding the space. This widened the property and yard in both directions, 100 feet in one direction and 50 feet in another, and it also eliminated artificial boundaries. With this more expansive space, Nick then created a relocated pool.

The result was the creation of a natural pool you might have stumbled upon on a mountain hike, nestled in a quarry of tumbled boulders, and fed by a clear mountain stream with a little waterfall. The natural shape of the design and the placement of both real and faux boulders achieved the perfect look and feel here, and each end of the pool was further accessorized by Pebble Tech to look like a natural pebble beach that gently leads you down into the cool refreshing waters.



Natural plantings on the edges finished off these alpine aquatics and helped make a seamless transition into the landscape around it. Trees were hand-picked and spot placed very thoughtfully, and grasses were planted to lead the eye out into the adjacent land, further extending the visual experience and giving the property a wild, expansive feel. With every angle given a natural, sculpted look, the pool was truly a work of art, though it appeared that Mother Nature herself was the artist! The Jacuzzi was added to look like a small adjacent pond. The addition of faux boulders was a striking element of the design, each one hand crafted, sculpted, and a virtual work of art.

There is amazing attention to detail here, with every angle thoughtfully sculpted, while working to create a natural look at the same time. This design truly showcases so many aspects of Nick Williams' work: quality, attention to detail, expert choice of materials and well crafted workmanship. The emphasis is on creating a design that is beautiful, sustainable, durable, easily managed, and so well integrated into the landscape around it that one could easily believe it was entirely a work of Mother Nature herself.

(More about this Pool: See pages 12-14 under the “Nick Williams Pool Design Process”)

Next Pool: We feature a more traditional Tudor Style country retreat with another Outrageous Nick Williams Pool Design!

OUTRAGEOUS POOLS – MORE AFTER IMAGES





AN ORCHESTRAL DESIGN !



No designer works alone. Nick Williams believes his effort is always a synthesis of clients, contractor, climate and the creativity of many other craftsmen on the project. Like a conductor carefully planning his composition, Nick selects each element, its scale, positioning, color, shape, and texture--there are so many things that go into the design. Then he goes to work, leading the orchestra of subcontractors and other landscape specialists in one unified harmony.



Some projects require pool companies, stone masons, earth movers, horticultural specialists or the able services of a specialized company like Pebble Tech. With such a variety of talent, part of the effort is to make sure the individual efforts of all these people do not overlap or contradict one another, and to direct their work in a harmony that always has the finished project in mind. Like a conductor leading an orchestra, Nick Williams always keeps that inner vision of the design in mind as he sets backhoes, spades, shovels, pick axes, hammers and chisels to work, and in doing so he begins by selecting the very best people he can find.



Yet unlike an orchestra, where all the instruments are gathered at one time to play the composition, more often than not these individual craftsmen work alone, never really aware of the overall design they are contributing to. They have to complete their unique task under Nick's guidance, not really knowing how it will fit. For the "music" is all in the designer's head, the flow of one segment of the work into the next is his to plan and assure. In fact, the work is more like a studio engineer, laying down one track after another in a composition, and then mixing the whole piece down into a finished song.





It's that planned orchestral score in Nick's head that makes all the real difference, an interior command of each and every phase of the operation as the work proceeds from grading and earth moving, to stone work, accessorizing and finally landscaping with plantings and the placement of selected foliage and flowers. The creative artistry and craftsmanship of so many people are involved, but the unity of effort is achieved only by the careful guidance and direction of Nick Williams. This is quality in the mind, made into a real and living thing as the project completes.

Often times Nick likes to invite all the various specialists back to see the final result of their combined efforts and celebrate the completion of the project. They delight in the whole, seeing just how their clever mountain stream design or unique stone and boulder treatment fit into the whole scheme of things, and take pride in the fact that their effort was one instrumental part of the whole that made it perfect. That's Nick Williams' quality at work. -A shared effort, a synthesis of imagination and talent, a community of craftsmanship that is second to none.





THE NICK WILLIAMS POOL DESIGN PROCESS:

Many of the pools that will be presented use The Nick Williams Pool Design Process, a new method developed by Nick that harmonizes very well with Pebble Tec finishing. “Pebble Tec”® is a brand name pool finish—the original pebble pool finish, where sides and bottom surfaces of the pool are finished with pebbles or small stones. The process delivers more natural elegance while retaining durability that combines beauty with exceptional value. Available in 18 plus attractive colors, a Pebble Tec pool interior is the perfect choice for individuals desiring a more natural look for their pools, spas, or water features.

Nick Williams has added his own process, his own flair, to the standard Pebble Tec design. In this process he mixes different types of stone with concrete, in various sizes, to create diverse surface textures, sometimes to simulate a shoreline, where some larger stones or small boulders will be added in, or on other occasions to simulate a stream bed or forest pond. The color chosen is designed to blend with the desired theme perfectly, making the finished Pebble Tec format look more natural in any setting it is adapted to.

Sometimes a shelving design staircases from the shallow to deeper ends of the pool, and these tiers are styled with more natural stone to create a number of effects. In designing these areas, Nick also considers how light interacts with the water, to create the illusion of deep depths in certain areas of the pool, even though the physical depth maybe somewhat shallow. The contrast of color in the stone used can easily create this visual effect, with lighter colored flagstone embedded with smaller pebbles and stones on one tier, and the level just beneath it in a cooler, darker Pebble Tec finish. The transition from light warm stone to darker, cooler colors creates the illusion of depth.

Particular attention is paid to areas that will have some inflowing water, such as a natural waterfall design or fountain. Often in corner areas, these design see the inclusion of much larger boulders to round off the area and make it appear more natural. Often artistically crafted faux boulders will be combined with Nature's own.

Working back away from the pool with beds of gravel, water plants and other scatters of mixed stone and pebble make the whole scene look completely natural, as if this pristine pond was there all along, and the home was simply built around it! This type of styling is also ideal for offsetting a spa adjacent to the main pool, and serves to create a seamless blending of the two water features.

Nick often uses a “shoreline” idea, adding in some stone work that appeared to have tumbled from the edge of the pool to its new resting place in the design.



THE NICK WILLIAMS POOL DESIGN PROCESS: POOL 1







THE NICK WILLIAMS POOL DESIGN PROCESS: POOL 2

BEFORE



AFTER



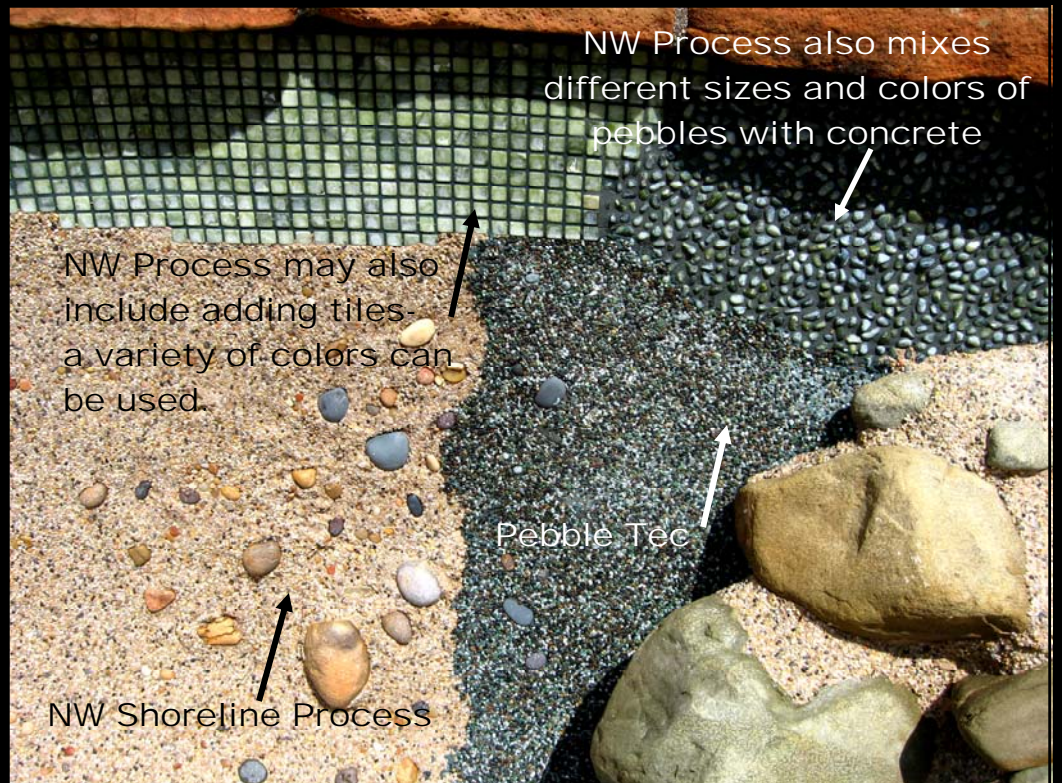
Watch for more on
this pool
in upcoming
article
"Outrageous Pools
Part 2"



BEFORE



AFTER



NW Process also mixes different sizes and colors of pebbles with concrete

NW Process may also include adding tiles a variety of colors can be used

Pebble Tec


NW Shoreline Process

Above- NW Shoreline plus various sized rocks & boulders






THE NICK WILLIAMS POOL DESIGN PROCESS: POOL 3



More about this Pool to come in the upcoming article
"A Day in the Field with Nick"

THE NICK WILLIAMS POOL DESIGN PROCESS:



Adding to certain areas of the pool

- beautiful fish designs
- different shades of Pebble Tec
- flagstone and other materials
- for different surface textures

