


NICK WILLIAMS PRESENTS " ONLINE GARDEN TOUR "



Join us for
Nick Williams
Online
Garden Tour
Where you will
view many
beautifully
landscaped
outdoor
gardens,
some right out of
Sunset






Photography by John Alden, JA Photography







NICK WILLIAMS PRESENTS "ONLINE GARDEN TOUR "

GARDEN TOUR

Part 1 # 1-15

1. "SUBURBAN PARADISE"
2. "FAMILY LIVING"
3. "LIVING THE GOOD LIFE"
4. "KEEPING THE KIDS AT HOME"
5. " A SERENE EVENING RETREAT"
6. "HILLSIDE WONDERLAND"
7. "FAMILLY GARDEN"
8. "A SECOND LIFE"
9. "OUTDOOR RETREAT"
10. "A HIDDEN DELL "
11. "HERE A MOUND THERE A MOUND"
12. "SPANISH STYLE MASTERPIECE"
13. "THE LABYRINTH RETREAT"
14. "THE HAMPTONS COME TO MALIBU"
15. "DESIGNING PARADISE" & THE NW POOL PROCESS

GARDEN TOUR

Part 2 # 16-26 (TO COME SOON)

16. "WONDERLAND"
17. "CALIFORNIA RANCHITO"
18. "GARDEN GENTS"
19. "A BACKYARD SAFARI"
20. "TUSCAN HIDEAWAY"
21. "FAMILY STYLE COMFORT"
22. "ADVENTURE COMES HOME"
23. "A RAILROAD RUNS THROUGH IT"
24. "HILLSIDE RETREAT"
25. "GRAND PARTE' HOUSE"
26. "TOPA TOPA MOUNTAIN RETREAT" & NW QUALITY



NICK WILLIAMS PRESENTS
"SUBURBAN PARADISE"

Features:

Crafted front entry with first "outdoor room."

Covered rear patio with outdoor fireplace.

Fire pit and conversation area.

Side yard dining room extension with cooking and barbecue area.

Back yard Spa and free standing designer fountains.


How do you transform a cookie-cutter tract home in California into your own private paradise? The answer is to craft every inch of the space around the home to extend and enhance your living experience, and bring the same comforts you might expect in an indoor room to this exterior space.



By capturing the front yard, usually an unused asset, an entire "room" for outdoor entertaining was created. One narrow side yard was accented by a curving stone pathway that meandered through a densely planted landscape to create a private little paradise.

On the opposite end of the house, the 8 foot side yard was used to create an outdoor extension off the dining room with another raised stone patio, complete with a tiled outdoor island cooking center with a gas barbecue. A second water feature was then added to soften this area and provide the ever calming sound of spilling water.

An 11'x20' covered patio area with an open beam wood ceiling literally transformed the back yard. A stone floor was added that flowed into a stunning outdoor fireplace covered with a veneer of rugged stonework. The area above the mantle was treated with a smooth, almost adobe-like finish in a soft, creamy color that added amazing warmth when contrasted with the open beam ceiling. The fireplace is the real focal point here, warming the space in the evenings to allow day or night use of the patio in all weather conditions.



NICK WILLIAMS PRESENTS " FAMILY LIVING "

Features:

Pizza Oven, fireplace, beautiful granite BBQ

Outdoor room, TV

Landscaped play areas for children

Swimming pool and spa areas

Hidden nooks and "destination" sites throughout the garden, one with a Yosemite like feel.

The outdoor room here is an extension built right off the main house, yet completely open to the garden area. It features a beautiful stone hearth and fireplace with a wide screen TV mounted just above the mantle, and a comfortable sitting area with chairs, end tables, and everything else you might expect in a "family" room. The adjacent outdoor cooking area is well equipped with a pizza oven, exquisite granite countertops, barbecue, stainless steel refrigerator, a small sink and seating at a curved granite bar or on the more traditional dining room furniture. Greenery here includes a waterfall of verdant green ivy vines that extend down and around the open beams that



Elsewhere, the property features a swimming pool with a treatment of boulders at one end to create a waterfall that feeds the aquamarine waters and lends a soothing effect, and spa area trimmed with lush green shrubbery and shade trees to filter the sunlight. Extra large stone slabs take you through grassy areas to hidden destinations, with little vignettes of flower, tree, and stone designed into the generous garden area. One destination, beneath the shade of California redwoods, is just as if you have arrived in Yosemite! (one of Nick's most favorite places!) Standing stone fountains add life, and there is also a lovely children's play area featuring swings, ladders and a redwood tree house. The garden is lit in the evening with simulated candle lights and hanging lanterns.



Photography by John Alden, JA Photography



Photography by John Alden, JA Photography



Photography by John Alden, JA Photography




Photography by John Alden, JA Photography



Photography by John Alden, JA Photography



Photography by John Alden, JA Photography



NICK WILLIAMS PRESENTS " LIVING THE GOOD LIFE "

Features:

Boulders, stones and wooden boards are given a second life in this recycled natural setting.

Beautiful granite counter top BBQ

Complete outdoor kitchen!



Stone fireplace with Outdoor TV


Giant Faux Boulders built into a hillside with waterfalls

See what can be done outside at any home to help bring you back out into Nature - this combined effort between exterior designer Nick Williams and the entire homeowners' family make this home a perfect example of California Outdoor Living. It features a beautiful solid covered family room, supported by lodge-style wood pillars, a natural stone fireplace with a large flat panel TV mounted above the mantle, and it's very own hillside boulder waterfall.

Comfortable outdoor furniture makes it a perfect place to relax and watch a ball game with a cool drink in summer, or a steeping hot chocolate in winter. What's more, there is a full outdoor kitchen and cooking area directly adjacent to the room, so you can also keep an eye on the barbecue without missing the best play of the game! Complete with a rich colored "hand chiseled" granite countertop, sink, under-the-counter refrigerator, and plenty of storage, the kitchen has everything for entertaining that one would need to be the perfect backyard chef.

Stepping stones lead you away from the kitchen and living area and beckon you to explore. Wander along the hillside pathways and up stone stairs lit by elegant and functional outdoor lighting designed by Nick Williams, including his unique "Candle Lights." Small vignettes of plants, shrubs, flowers and clusters of boulders and stones create a wonderful natural landscape. Waterfalls spill down the hillside between large "faux boulders", that look so real you could not tell the difference from Mother Nature!





NICK WILLIAMS PRESENTS " KEEPING THE KIDS AT HOME "

Features:

*Built in BBQ, outdoor fireplace,
2 firepits*

Beach entry spa area and Waterfall

*Beautiful Pebble Tech swimming pool with
slide*

Lush natural plantings


*A unique way to keep an eye on restless teens
while creating a place of comfort and family
fun.*

What do you do when you have a house full of teenagers and no place for them to recreate around the home? The answer for the Gonzales family was to buy the house next door and transform it into an exceptional rec area for the kids - a place where they could bring friends and enjoy the space, both in and out of doors, and all under the caring, watchful eye of the parents.

With the design help of Nick Williams, first came the addition of a beautiful swimming pool, complete with a slide, rock spa and Pebble Tech finish. Then the fun started in earnest when they used the entire second lot for an outdoor recreation area. Everything was done with rustic natural materials, including an outdoor BBQ and cooking center, and a rustic styled outdoor fireplace. The centerpiece of the plan is where two elegant sitting couches in wrought iron with cushions are accompanied by a few chairs to create a living or family room environment right under the open sky.

A couple of free-standing torches were added for warmth and this theme was then carried over by way of stepping stones to the spa and swimming pool, always a focal point for year round fun in the moderate California climate. It all just tied in beautifully with the existing home and property, and the place has become a favorite hangout and social center for the teens and their friends—a comfort to be able to look out the kitchen window and know where your kids are!





NICK WILLIAMS PRESENTS " SERENE EVENING RETREAT "

Features:

Beautifully landscaped Infinity Pool with stunning views, particularly at dusk

Unique tiled pathways, hillside stairways and a lovely spa with overhead Gazebo.

Elegant fire pits and outdoor lanterns add evening warmth.

Tall stone column that doubles as a fountain.

A rustic stone pathway climbs the side of the landscaped hill, lit by beautiful assorted low voltage lighting from the Nick Williams Lighting Collection, as it leads you on to an amazing vista at this serene garden property. Here sun-dappled clouds and amber sky reflect beautifully from the glistening glassy waters of an infinity-edged pool. The shadows of nearby trees fall gracefully over the still waters, and you can lounge in the nearby cushioned patio furniture taking in the quiet gloaming of the evening sky before the hardy, warming fire that glimmers near an adjacent stone wall.

These open fires join with elegant lanterns to cast their warm light on the flagstones by the pool, which leads you to an outdoor gazebo with a Spanish tiled roof sheltering the adjacent spa. Elsewhere a tall stone pillar becomes a fountain, the wet stones gleaming in the evening light as water falls toward a bed of tall green reeds.



Photography by John Alden, JA Photography



Photography by John Alden, JA Photography




Photography by John Alden, JA Photography

This home had an existing pool that Nick Williams redesigned with a remodeled infinity edge. Graceful fronds and colorful plants screen adjacent views of the infinity pool where some wonderful faux boulders, fire pits, a pond and an adjacent patio have been added. From within the pool itself, your eye extends out to the distant hillside, and the beautiful cloud sewn sky at dusk is mirrored again in the water.

Nick increased the size of the backyard by creating a courtyard and a patio space up at the top of the hill with a winding broken concrete walkway that goes to the top. The low voltage lights, that have been designed by Nick Williams, allow for garden enjoyment well past sundown. This garden is a sedate and tranquil refuge from the hectic world of Southern California, a hillside retreat where the serenity and calm tranquility of water creates an ambience that calms the soul.





NICK WILLIAMS PRESENTS " HILLSIDE WONDERLAND "



Before

Features:

Rustic, natural boulders frame the edge of a stunning hillside pool.

Tiled flagstone courtyards, conversation patios and lush landscaping.

Tiered hillside flower beds and quiet stone courts.


Outdoor Barbeque

Three fire pits

Once a narrow rectangular yard with a pool and spa, bordered by a wrought iron fence at the top of the hill, this backyard has since been transformed. The fence was moved halfway down the hill to the actual property line. This beautiful hillside property is now bordered with a series of landscaped areas - a whole hillside of pathways and little destinations wander down the hillside via small stone stairways, some with steps that were chiseled out of larger sandstone to create a truly rustic effect. This home uses every bit of the hillside that flows down from the main home to create a gently tiered wonderland. Nick Williams has never allowed a hillside to hinder his creativity.

The pool was modernized, adding new black mosaic glass tiles, and Pebble Tec plaster, all made to be more natural. The original spa was also accented with more natural stone boulders and tiered up in two levels to give the area some interest and depth. A Trex Wood deck was added that extends over the hillside creating more space around the spa. Fountains and other water features were added, a new built in barbecue and 3 fire pits were also added to the yard to bring in the fire and water elements.





NICK WILLIAMS PRESENTS "FAMILY GARDEN"



Before

Features:

New custom infinity pool and spa

Extensive use of faux boulders


A lovely sunken patio overlooking the golf course

This family had a beautiful back yard with a patio, barbecue and overhead structure already in place, but they wanted to add a pool without compromising what they had already achieved in the landscaping. Nick Williams was able to create the pool in the far corner of the yard and still maintain a reasonable amount of lawn area for the kids to play.

The new custom infinity pool has its edge framed by large faux stone boulders, where one serves as the foundation for a small waterfall that continually recirculates the water that feeds the pool.

Elsewhere, large shelves of rustic stone allow you to make your way up the hillside through flower beds and foliage, where the color is festive in both day and at night when the nearby urn lanterns endow the scene with new magic. The home resides above a nearby golf course, adding yet another quality of sedate quiet to the property. To take advantage of this view, a sunken patio was created that overlooks the golf course and provides a comfortable place for conversation or an evening meal.





NICK WILLIAMS PRESENTS "A SECOND LIFE"



Before

Features:

Restyled, Kidney-Shaped, newly tiled, and Pebble Tec'd pool and spa

Beautiful outdoor room in old style Spanish stucco

Wonderful harmony of stone, flower and water, with urn fountain and lily lanterns from the Nick Williams Outdoor Lighting Collection

Outdoor TV


How do you take a typical backyard lawn with a small patio and standard kidney-shaped pool and turn it into a paradise? You ask Nick Williams and Associates to work their magic with a beautiful new design that turns the simple arbor into a rustic outdoor room in Spanish-style stucco. Here wide open beams support the overhead roof above a warm hearth with a wood mantle and old-style cabinets.

Elsewhere small stone walls repeat the inlaid tiling around the hearth and provide quiet sitting areas adjacent to lush vegetation. A sedate, sturdy urn doubles as a fountain that gurgles and bubbles, creating a soothing ambience. An overhead structure was built that also became a deck for the upstairs master bedroom where French doors were added to provide access to a new upstairs outdoor patio. A place for an outdoor TV was created next to the fireplace, providing an outdoor entertaining and dining space.



A wonderful little barbecue area was added in the side yard, with the back yard now wrapping around the side of the house. Plants and flowers bloom in purple and red to fringe the lawn area, which is now accented by beautiful sandstone boulders and Lily shaped lanterns from the Nick Williams Outdoor Lighting Collection, that cast a warm glow on the stone in the evenings. A stone walkway leads from the outdoor room to the pool, where one side was tiered up in three gentle stone steps that lead to an adjacent spa. The addition of trees and flowers and natural stone completely transform the pool area giving it an elegant artistic quality. Attention to detail here makes all the difference in this design, where the eye is drawn to the small details, the placement of stone and flower and outdoor lamps. All in all, what once was a quiet unremarkable suburban backyard has now been given a second life in this beautifully redesigned landscape.

It is so often the small things, the little touches here and there, that Nick adds in to his designs that make all the difference, like a fountain in the middle of the yard, low seating walls, outdoor lighting, textured plants...



NICK WILLIAMS PRESENTS "OUTDOOR RETREAT"

Features:

A beautiful outdoor sitting room, fully furnished with couch, comfortable chairs and dining area.

A second outdoor room built for entertaining in complete with fireplace and an outdoor tv.

The two outdoor fireplaces add warmth and create central focal points for the space.

Off the master suite a wall added to create a private patio, complete with its own fireplace and outdoor tv.

Outdoor kitchen and cooking area with pizza oven, barbeque, refrigerator, a tiled bar and seating for 4 or more.

Two outdoor fire pits creating focal points for social space.

Sheltering arbors to filter light and enhance ambiance and mood.

Water features include a beautiful tranquil pond accented by stone, set center stage in the back that can be viewed from all areas of the yard

Free-standing designer fountains and an elegant spa area for year-round relaxation.

Nick Williams Collection Low Voltage Outdoor Lighting



Photography by John Alden, JA Photography



Photography by John Alden, JA Photography



Photography by John Alden, JA Photography

The journey through this tranquil and beautiful outdoor retreat begins at the front yard where a wall was installed to create a private patio area that is accessed by a series of French doors. A fountain and cozy fire pit was added for all who enter to experience and to visually enjoy the ambiance of this setting..

Wander into this garden and you will soon find yourself in a comfortable outdoor room. The stonework floor is perfect in all climates, and the comfortable rattan couch and chairs beckon you to sit and relax amid the greenery, or just doze off by the outdoor fireplace that is the central focal point of the room. This lovely stone tiled patio has been accessorized with a comfortable couch, chairs and dining set.



Photography by John Alden, JA Photography




Photography by John Alden, JA Photography

Lush garden views present themselves in all four directions, and you will soon feel you have landed on your own private island retreat--in the middle of paradise! Here you will see interesting freestanding stone fountains rising like tall skyscrapers from amid the lush, reedy vegetation. The stone fountains add both the movement and sound of water to the scene, and blend wonderfully with the overhead vines, tropical ferns, and graveled stone bedding that borders the main patio. Reeds and ferns are a big part of the plant landscaping here, giving the whole scene a tropical feel. A gently curved stone wall is accented with a small fire pit that beckons you to sit in the evening hours for quiet conversation. Elsewhere on the property will find a soothing spa accented by three natural boulders where you can soak your troubles away night or day.

Hungry? Stroll past the crafted pond and spa to the outdoor kitchen and you can almost smell fresh pizza cooking in the oven. The handcrafted green tile bar invites you to sit and watch the chef, take in the aroma, or enjoy a beverage or glass of wine as your host prepares a culinary treat. The outdoor kitchen here is complete with an oven, barbecue and refrigerator. After dinner, wander through the garden, which also features Nick Williams elegant outdoor lighting fixtures for enjoyment day or night.

This home has a series of French doors that open onto these lush grounds. The property was designed in stages to lead you from one outdoor segment slowly inward, through the French doors, merging this interior space with the natural setting around it in a wonderful series of landscaped transitions. You can stand right inside the home, look out through these doors, and be treated to the amazing visuals as your eye is led out into the patio through the garden to the grounds beyond.

Farther out in the yard, is yet another outdoor room, complete with a widescreen TV for summer evening movies and entertainment. Nothing has been left out of this amazing home, including a beautiful pond in the middle of the yard that can be viewed from all the other designed features. In the evening, the special Nick Williams candle light, a low voltage outdoor light designed in the shape of a candle, adds ambience and mood to the setting while making it a livable and enjoyable space.



NICK WILLIAMS PRESENTS "A HIDDEN DELL"

Features:

Corner lot with graded elevation changes.

Elevation, grade changes

Beautiful infinity pool, Spa and 4 Water Fountains

Outdoor room, (converted from an old pool room)

Fire pits, patio nooks and conversation areas with custom seating

Discovery around ever turn in the stone tiled pathways and stairs.


Beautiful, art inspired details and ornaments including Hieroglyphs on stone,

Incredible plant material and 2 exquisite King Palms in the front area.

The two great King Palms, gracefully welcome you at the front entry of this stunning property. Here the large corner lot in the rear was transformed by building in graded elevations to create the effect of a small hidden dell amid gentle, rolling hills of green grass and colorful shrubbery. Stone tiles lead the way over swards of green, and low stone stairs take you up to discover hidden pools and fountains that add life and sound to the space around them. A pair of chaise lounges crown one hill-ock, served by a beautiful curved stone stairway.

But the highlight of this garden is the amazing infinity pool, in a natural pond like shape fringed with ivy on stone and natural boulders graced by broad leafed greenery. Imagine yourself wading in on a hot summer afternoon, or just relaxing by the shimmering water with an iced tea and a good book. The stonework here is truly exquisite, and every well tiered stairway leads you down from the main home to this quiet retreat by the pool, your own private watering hole for the soul.





NICK WILLIAMS PRESENTS "HERE A MOUND, THERE A MOUND"

Features:

Beautiful Outdoor room with crafted stone hearth.

Natural boulders, driftwood, logs.

Small pools and waterfall features nestled amid gentle grassy knolls

Expansive views of the Santa Monica Mountains.

Open air conversation area with warming fire pit.

Elegant simulated candle lighting.

*Full natural swimming pool-
Pebble Tec'd*


The space merges seamlessly with the exterior landscaping, creating a crafted, comfortable space nestled in the rolling Santa Monica Hills. It's a marvelous synergy of water, sky, greenery and stonework, with gorgeous, expansive views that set your soul to wing at dawn and dusk. The property saw the addition of boulders, driftwood logs, creation of small ponds with waterfalls, grassy areas, and a wonderful array of greenery using native plants, shrubs and trees, a comfortable outdoor room, complete with crafted stone hearth.

The newly remodeled pool is a natural wonder, something you might stumble upon in the wild but set up for entertaining as well, with boulders created inside to set



In the beginning of the recent remodel Nick thought and mentioned: to put "a mound here...and a mound there..." which at first, for the homeowner was hard to imagine, however these turned into mounds with waterfalls, mounds of plants etc., giving way to great texture. They ended up loving it! When finished, they were the proud owners of a property where life outdoors is every bit as comfortable and inviting as the interior space. It was as if they invited Mother Nature over for tea, and she settled in for a permanent stay, warming all who visit this elegant and welcoming space. The garden is lit in the evening by cozy simu-





NICK WILLIAMS PRESENTS "A SPANISH STYLE MASTERPIECE"

Features:

Old style living with modern comfort.

Inviting entrance with elegant stone fountain

Pool and spa accented with natural boulders

Double sided outdoor fireplace

Adobe Spanish styling throughout

Green lawns, shaded patios and courtyards


Water effects and fountains

This house is a styled masterpiece that retains the flair and historical feel of a Spanish villa, while adding all the comforts of a modern home. The spacious grounds were designed with a large circular walkway that leads from one shaded courtyard to another, four in all, and offers new vistas and vantage points around every turn.

The outdoor room here is supported by thick square columns with a smooth whitewashed finish lending the effect of adobe. The room is anchored by a double stone hearth, with one side facing the interior, where a flat panel TV is mounted above the mantle, and the other side facing out onto a stone patio that leads you to the shimmering blue waters of the pool. A cluster of three seemingly natural, but actually faux, boulders join the main swimming area to a smaller adjacent spa. The whole area is graced by comfortable outdoor furniture, elegant poolside planters that add color to the scene, and additional lounge chairs shaded by a large parasol.

Wander along the walkways through a wonderful olive grove, past redwood trees, and take in vistas looking back at the house from the pathways that surround the outside of the yards. Beautiful sitting areas are situated in all the courtyards, with great outdoor furniture. This is a classic Nick Williams design, complete with his unique low voltage lighting that winks on in the early evening where the ambience at dusk is simply incredible, creating a whole new feeling as the sun sets. The property also features two firepits circled by stones and lush vegetation, flowers, three fountains, and lots of greenery, including lawn areas make this home a real wonder of Spanish styles elegance with an old world flavor and all the comforts of the new world as well!





NICK WILLIAMS PRESENTS "THE LABYRINTH RETREAT"

Features:

Unique 11-circuit Chartres-style labyrinth design


Inlaid stone walkways through meditative landscaping

Beautiful natural plantings

The owner of this home is a psychologist and therapist with an active interest in Buddhist meditation, yet her property was blighted by an old unfinished tennis court area from an earlier time that just did not convey the feeling of serenity and contemplation she desired. Over the years, Nick Williams had worked with the owner on a number of projects here, and one day he simply suggested: "Why not put a labyrinth there?" It was an idea that immediately resonated with the owner. The area was flat, spacious and perfect for something really unique. So Nick went to work, grading and lowering the elevation somewhat to create a circular "womb" as he described it, fringed by greenery and intermittent low stone walls. The red brick design for the labyrinth added color, mystery, and a focal point for moonlit contemplation, a perfect way for the owner and guests to relax and find a still center point within.

Unlike a maze, which is designed to confound, a labyrinth is a series of graceful concentric circles that meander in gentle curves that slowly lead you to the clear open space in the center. While a maze creates a problem to be solved, a Labyrinth leads and guides you to a central still point, clearing your mind as you take the journey and allowing you to find your own unspoiled center as well. It was the perfect addition to the space, which also features meandering stone pathways that wander through the landscape. Here you can walk, and think, or just empty your mind and find serenity in this perfect hillside retreat.





NICK WILLIAMS PRESENTS "THE HAMPTONS COME TO MALIBU"



It is said that East is East and West is West, and never the twain shall meet, but two noted landscape designers, Nick Williams and his good friend of 40 years, Tom Torre, have managed to transform a slice of barren Malibu beach ground into a functional and artistic setting that could have easily been photographed in the Hamptons.

Williams and Torre started by marrying the exterior space around the patio to the nearby dune area of the beach, planting natural beach grasses and installing an inviting walkway that beckons one to head to the surf, while also bringing the surrounding area into relationship with the home. The wooden boardwalk was accessorized by a pair of wood chairs nestled in the sea grass by the beach, a classic Hampton's look.

The high angled roof features an open beam ceiling in stained douglas fir with a ceiling fan, and the dominant feature of the room is a striking granite fireplace with an adjacent recessed bay for kindling and firewood. In the evening, lit by Williams' elegant exterior lighting, the effect creates a tranquil, homey setting that is both soothing and inviting. The space seems to have grown there naturally, in perfect harmony as a bridge between the home itself and the natural beach area where it is sited. This is Nick Williams and Tom Torre at their very best!

For Full article "The Hamptons Come To Malibu" -go to


For more info on FJNick Williams Furniture Broad Beach Collection-go to





Before





NICK WILLIAMS PRESENTS "DESIGNING PARADISE "

Nick Williams design process creates exciting, exotic pools for every setting and landscaping theme.

Features:

Beautiful landscaping, outdoor pizza oven and barbeque area, patio design, and inclusion of unique faux boulders.

This stylish home gets a newly Remodeled Pool and Spa styled in Nick's unique Pool Design Process including his "Shoreline" treatment coupled with Pebble Tec variations (Multiple textures and addition of natural stone).

Unique Nick Williams Lighting Collection.

Nick Williams was privileged to work on the original landscaping for this distinctive Cap Cod Style home in the Pacific Palisades, and he was even more pleased to do an encore remodeling of the pool area. The original design included yard landscaping, outdoor pizza oven and barbeque area, patio design, and inclusion of unique faux boulders. One very interesting feature to this home was that the owners wanted more yard, so a 12-14 foot addition to the back yard was created and designed like a freeway overpass might be built. The added yard extends out over the hillside, and with the addition of lawn and beautiful plantings bordering around the edges. A series of glass panels at the edges were put in place, and appears as if you were looking through a window to the rest of the natural setting all around you. It was a very unusual feature, and one you will not often see. Unless you go to the hillside below to look up to see the supporting structure, you would never know you were on a man-made deck instead of a natural yard.

This second time around the challenge was a redesign of the pool using some precise new methods developed by Nick to harmonize with Pebble Tec finishing. "Pebble Tec"® is a brand name pool finish—the original pebble pool finish, and still delivers the enduring natural elegance and durability that combines beauty with exceptional value. Available in 18 attractive shades, a Pebble Tec pool interior is the perfect choice for individuals desiring a more natural look for their pools, spas, or water features. The Owners originally wanted a plaster design for the pool, and it was put in that way years ago. But he has since come round to Nick's initial suggestion and decided to go with a Nick's Pools Design Process and Pebble Tec approach.

Nick Williams has added his own process, his own flair to the standard Pebble Tec design. In this process he mixes different types of stone with concrete, in various sizes, to create diverse surface textures, to simulate a shoreline, stream bed or forest pond. The finished Pebble Tec format will look natural in any setting. Also in designing pools, Nick considers how light interacts with the water, to create the illusion of deep depths in certain areas of the pool. The transition from light warm stone to darker, cooler colors creates the illusion of depth. Particular attention is paid to areas that will have some inflowing water, such as a natural waterfall design or fountain. Working back away from the pool with beds of gravel, reedy plants and other scatters of stone and pebble make the whole scene look completely natural, as if this pristine pond was there all along, and the house was simply build around it! This type of styling is also ideal for offsetting a spa adjacent to the main pool, and serves to create a seamless blending of the two water features.

This home was finished off with the addition of some of Nick's most popular outdoor lighting fixtures, to create that perfect quality of light reflecting on water in a tranquil, natural looking setting. One of the great challenges all landscapers face is how to bring the color, warmth and ambiance of light into the setting without spoiling the natural landscape. But these new, environmentally green products, such as the line of professional grade outdoor lighting from designer Nick Williams, preserves and enhances the harmony of your landscaping design without being intrusive. Far from it! The right illumination is the final touch in any landscaped setting that can showcase your design and create that perfect setting for entertaining, or just easing into the space for rest and relaxation

By adding a custom design Nick Williams pool to your landscaping scheme, along with outdoor lighting from the Nick Williams product line, your home will become that perfect outdoor paradise that you've always dreamed about!




Beautiful landscaping



*Extended yard 12-14 ft
Designed similar to how one would build a
freeway overpass*

Glass Rail




Original— outdoor room, outdoor pizza oven, fireplace, patio areas, paved pathways, faux boulders



NICK WILLIAMS POOL DESIGN PROCESS

Nick Williams Pool Design Process is a new method developed by Nick that harmonizes very well with Pebble Tec finishing. “Pebble Tec”® is a brand name pool finish—the original pebble pool finish, and still delivers the enduring natural elegance and durability that combines beauty with exceptional value. Available in 18 attractive natural shades, a Pebble Tec pool interior is the perfect choice for individuals desiring a more natural look for their pools, spas, or water features.

Nick Williams Process can use different tiles, and also can mix different size and colored pebbles with concrete.




Different shades of Pebble Tec


Nick Williams has added his own process, his own flair to the standard Pebble Tec design. In this process he mixes different types of stone with concrete, in various sizes, to create diverse surface textures, perhaps to simulate a shoreline, where some larger stones or small boulders will be added in, or on other occasions to simulate a stream bed or forest pond. The color chosen is designed to blend with the desired theme perfectly, making the finished Pebble Tec format look more natural in any setting it is adapted to.

Sometimes a shelving design staircases from the shallow to deeper ends of the pool, and these tiers are styled with more natural stone to create a number of effects. In designing these areas, Nick also considers how light interacts with the water, to create the illusion of deep depths in certain areas of the pool. The contrast of color in the stone used can easily create this effect, with lighter colored flagstone embedded with smaller pebbles and stones creating one tier, and the level just beneath it in a cooler, darker Pebble Tec finish. The transition from light warm stone to darker, cooler colors creates the illusion of depth..

Working back away from the pool with beds of gravel, reedy plants and other scatters of stone and pebble make the whole scene look completely natural, as if this pristine pond was there all along, and the home was simply built around it!



Shoreline Treatment



Pebble Tec

Shoreline

Pebble Tec



