



Fall 2011

Growing With the Times



Nick Williams and Associates
WWW.NickWilliamsDesigns.com
 1-818-222-7477



Volume 1, Issue 1

GREETINGS

Greetings from Nick and all the folks here at Nick Williams & Associates. We're excited to share news of recent and planned events, ongoing projects, some great new products and timely tips for the fall gardening season!

WHAT'S NEW

You can listen to Nick's interview with Cindy Dole and hear him talk about many of the projects detailed in this newsletter.

And for a little fun, check out **Nick's NEW Ping Pong Video!** -Many of you know not to ask for an appointment or get together with Nick late in the day on a Thursday! Because for the past 20 + years on Thursday late afternoons you will find Nick and friends playing ping pong, enjoying the game, a little friendly competition as well as letting loose and letting go....and allowing for all new and exciting creative energy to grow and flow! Share the fun. (Filmed at the Lighting Showroom and Warehouse



Online Garden Tour

Coming soon is our fun and fabulous ONLINE "Garden Tour," which will showcase some of Nick's designs in a series of tours at beautifully landscaped homes by Nick Williams & Associates. You'll see examples of outdoor rooms, garden settings, redefined exterior patio space, cooking and conversation areas, spas, pools and so much more. Learn how Nick incorporates natural elements, furniture, water features and good old fashioned home comfort into his designs! There will be a special section on our website to give you snapshots of all the homes featured, so you can take your own virtual online garden tour. (Coming soon!) www.NickWilliamsDesigns.com

Inside this issue:

Greetings from Nick 1

What's New 1

What's Else is Happening at NWA 2


Nick Williams New Line of Furniture: The Broad Beach Collection 3



Fall Gardening Nicks Fall Tips 4-6

Fall Recipes 7

Misc 8



Community Project: Chumash-Native Landscapes
*Preserving the land in a holistic and sustainable way,
 for the enjoyment of future generations.*

A living replica of a Chumash Indian village is being lovingly recreated by the Chumash Center, with Nick Williams contributing his time, talent and landscaping materials to help bring the village to life.

The generosity of Marji Boething of Boething Treeland has helped immensely in the unique restoration of this Chumash Indian village on the coast. The site is being landscaped mainly with native plants and trees. This project serves to preserve the cultural heritage of the Chumash Indian tribe while also providing a wonderful contribution to the community, as the site will be open to visitors when complete and hopefully become a great new cultural tourist attraction as well. For more information on the project you can read a full article with background, project highlights and lot's more in our article on our website. Chumash Center go to wishtoyo.org (See Article)



Newly planted Sycamore



Mati Waiya, Nick Williams & the Sycamores

WHAT ELSE IS HAPPENING AT NWA.... LIGHTING!

Some of Nick's acclaimed outdoor lighting designs were recently featured at the Santa Anita Westfield Mall on Baldwin Ave in Arcadia, in the Belgard Demonstration Area at the SW Entrance.

And speaking of lighting things up, the new Nick Williams catalog will illuminate you on the latest design offerings. Learn how to bring the color, warmth and ambiance of light into the setting without spoiling the natural landscape. You'll find out how you can light pathways, patio areas, entrances, garden settings and outdoor pool and spa areas in a way that keeps in harmony with the natural setting, an unobtrusive yet essential addition that serves to make the space more comfortable and functional and usable into the nighttime hours. (See [Catalog](#))



NW Garden Lighting Photo by Steve Purcell

Light Up Your World (See Article)

New lighting trends offer high tech solutions in environmentally friendly designs with "Green Energy."

This line of new lighting products offer organic styling and are engineered to be energy efficient, safe, earth friendly and sustainable, with low voltage L.E.D. Lights and natural finishes on all fixtures.

Lighting the Way (See Article)

A Perfect Fusion of Design, Conception, Manufacturing, Fate and Pure Customer Delight!

You can call it fate, destiny or just happenstance, but it was clear from an early age that successful landscape lighting designers Nick Williams and Bruce Dennis were going to meet up one day, and the fusion of their interests and talents have generated an extraordinary line of exterior lights.



NW Design Candelier

Candles in the Wind (link)

New outdoor lighting offers the grace and ambiance of a candle without any of the headaches.

Who would think that you could add candlelight to your garden setting in a safe and sustainable way?



NW Design Candle Lights



NW Design Mica Lights

With this challenge in mind exterior lighting designer Nick Williams in collaboration with Bruce Dennis of LightCraft, set out to create lighting fixtures that had both the look and feel of candlelight, while remaining impervious to all of Nature's elements.

NICK WILLIAM'S NEW FURNITURE COLLECTION



Don't miss the simple stylings of the Nick William's "Broad Beach Collection" of outdoor furniture! This wonderful and functional line of outdoor furniture is available in Teak, nature's premier wood of choice for any outdoor furniture. Nick has used wide, thick beams and planks for all the major structural elements, lending an air of grounded solidity to the furniture, which is accessorized with thick, comfortable square cushions in a range of colors using the popular "Sunbrella" designer fabric. The many choices in *furniture jewelry*, wood finish selections, fabrics and accents make this line completely customizable to any theme!

Nick William's "Broad Beach Collection" of outdoor furniture!

Nick Williams has been at the forefront of landscape design for years, pioneering new concepts in outdoor living. His unique styles have emphasized the merging of indoor and outdoor space to create natural, yet livable environments. His work has been featured in Sunset Magazine dozens of times and was selected for the Pasadena Showcase house and LA County Arboretum.

A key concept featured in many Nick Williams Designs is the "outdoor room." More than a patio, this is a space sheltered from the elements by an overhead roof while remaining broadly open to the exterior space around it and styled to look and feel like a typical family room, including a warm and inviting fireplace in many designs. The idea is to invite nature in to the home while extending your life style out of doors, with comfort and elegance.

This concept naturally dovetails into a line of beautiful crafted outdoor furniture by Nick Williams & Associates to add that "livable" factor to any outdoor setting. Relax in a comfortable sofa or lounge chair with ottoman, or add the simple beauty of a shell and tile inlaid coffee table to center your outdoor room and give it that warm, cozy, contented feeling of "home," right out under the open sky.

The Nick Williams new line called The Broad Beach line has an understated elegance, with simple, functional, unique design and comfort in mind in every season of the year.

*The Nick Williams Furniture Collection
designed for life... designed for a lifetime!
See our website for Catalog*



NWA Furniture Jewelry- Abalone & Tile

WELCOME FALL


Fall Gardening

As summer fades and the leaves began to fade from lush green to shades of amber and russet orange, the days grow shorter and evening time at dusk and sunset extends. Yet for many, particularly in Western climes, the weather is especially mild in the early autumn, when coastal fogs retreat and balmy temperatures still prevail. Yet as seasons change it is also a good time to think about your garden environment, and plan to make adjustments for the wetter season just around the corner.



One place to start is with lighting. As the days begin to shorten with autumn, the comfortable temperatures may still draw you out onto your patio or into your garden or yard in the evening, but this is a great time to check to see if you will need to augment, replace or upgrade the outdoor lighting.

The Nick Williams Collection offers a wonderful assortment of lighting options, with a line of elegantly styled outdoor lights, such as the popular Candle or Mica lights, to help you set just the right mood and ambience in your fall garden, while keeping the space livable and functional as daylight fades.



The “Candelier,” for example is a unique fixture that can be hung from trees, overhead ceiling areas, etc. and will create wonderfully warm ambient lighting in style. Another option is low voltage L.E.D. lights, engineered to be safe, energy efficient, earth friendly and sustainable, and these are available in a number of new lighting fixtures.





Of course a fire in that outdoor fireplace is sure to add warmth and light as well. And this is the perfect time of year for elegant evening dining out of doors, or gatherings around a homey, well styled fire pit for conversation and wine after the meal.



Elsewhere in the garden there are many things you can think about to take the best advantage of the season. Think COLOR and TEXTURE as Autumn draws near.

These are a few of our “faves” for Fall planting.

- *Crown Pansies (*these are “clear faced” pansies that are solid in color, with no white variegation) in blue, white, orange and cream
- Lobelia “Crystal Palace” (a dark purple/blue)
- Green leaf begonias
- Impatiens (only use these in areas that do not experience near-freezing temperatures)
- Snap Dragons (these are used if there’s a problem with rabbits)
- Calendulas in yellow and orange (also a good choice if there is a problem with rabbits)



Orange is always a good choice for Fall color – long associated with fire in the minds of skilled Feng Shui designers, orange is also a very social color that promotes conversation and good times with its hearty mood. It’s an energetic color that can add a feeling of life and creativity – a kind of “second Spring” to your garden.

While you’re busy with fall perennials, it’s also wise to take a look ahead to next spring, because if you want those lovely Daffodils, Tulips, Hyacinths, Crocus and other fall flowers to be there for you in the spring, now is the time to get fresh bulbs planted. You want to plant them to a depth three time the height of the bulb itself, and space them about two inches apart. You can protect them from digging rodents by simply adding a little pea gravel above the planting site.



And if you grow vegetables in your garden, now is also the time to get seeds down so they can lie fallow through the winter. Peas, fava beans, spinach, and spring cabbage are always good choices for planting in the autumn.



The cooler weather will also promote new root growth for shrubs, so it's a great time to consider adding new shrubbery to the landscape, or to fertilize the plants you have now.

When you call on us to do your Fall Planting, you'll find that we take things into consideration that many home gardens might otherwise overlook such as contrast, depth, overall visual interest by using plants with interesting shapes, color and texture that contribute to the overall design.

And finally, think about calling NICK WILLIAMS AND ASSOCIATES to help you get your garden "Fall Planted and Winter Ready" ! 818-222-7477

NICK'S FALL TIPS

Fall Garden / Patio Check List!

- Time to check your outdoor lighting for needed maintenance and upgrades.
- Think about places in your yard that you can "warm up" using ambient lighting(*talk to Nick about his new line of outdoor lighting, including the new Luna Candle Walkway Light, Mica walkway light, and Candelier hanging lights)
- Consider bringing in the Fire elements-- by adding an outdoor fireplace or firepit
- Be sure to check the maintenance on your existing fireplace and firepit, particularly if gas is involved
- Check and clear all your drains for the coming rainy season.
- Clean your roof gutters
- Plant Fall Color in the garden
- Plant new trees & shrubs now to get a headstart using winter rains for root growth & development
- Start planning your Fall/Winter veggie garden
- Fertilize trees and shrubs before Winter
- Time to plant your bulbs for next Spring's daffodils and other Spring color
- Restock your bird feeders



****GIVE US A CALL AT NICK WILLIAMS & ASSOCIATES TO HANDLE ALL OF THE ABOVE AND SO MUCH MORE! 818-222-7477**



RECIPE CORNER

Roasted Fall Vegetables

Ingredients

3 medium yellow onions, peeled and cut into quarters (leave root end intact)
3 medium russet potatoes, scrubbed and cut lengthwise into 1/2-in.-thick slices
3 medium turnips (1 1/2 lbs.), cut into eighths
4 large carrots, cut into 3-in. lengths (cut thickest pieces in half lengthwise)
3 large parsnips, peeled and cut into 3-in. lengths (cut thickest pieces into halves or quarters lengthwise)
2 butternut squashes, peeled, halved, seeded, and cut into 3- by 1-in. pieces
2 sweet potatoes, peeled and cut into 3- by 1-in. pieces
About 3/4 cup extra-virgin olive oil
1 tablespoon coarse salt
1/2 tablespoon black pepper
Fresh rosemary to taste



Directions

Preheat oven to 400°. Put all vegetables (except sweet potatoes) into a very large bowl (or two large ones); put sweet potatoes in a separate bowl. Drizzle bowls generously with olive oil and sprinkle with salt and pepper. Toss gently with your hands to coat; spread mixed vegetables on two large baking sheets. Break up rosemary sprigs and sprinkle over vegetables.


Roast vegetables 15 minutes. Stir gently with a metal spatula if they are sticking. Add the sweet potatoes. Continue roasting, stirring vegetables every 15 minutes if necessary and changing positions of pans to ensure even browning, until vegetables are browned and tender, 40 minutes to 1 1/4 hours. Remove from oven and set aside. Repeat with remaining half of mixed vegetables, sweet potatoes, and 2 1/2 rosemary sprigs.

Pour vegetables onto a serving platter and season to taste with salt and pepper. Garnish with a few sprigs of rosemary and serve warm or at room temp.

Harvest Pumpkin Soup

Ingredients

1 medium pumpkin
3 cups chicken stock
3/4 cup heavy whipping cream
1/4 teaspoon ground nutmeg
1/2 teaspoon ground sage
1 1/2 teaspoons salt
Dash cinnamon



Directions

Preheat oven to 400 degrees. Poke a couple of holes in pumpkin and then place pumpkins on a baking sheet. Roast until soft to the touch, about 45 minutes. Remove pumpkins from oven and let cool. Once pumpkins are cool cut in half (will cut easily now) and scrape out pumpkin seeds (save for roasting your own pumpkin seeds) then scrape out the flesh from skins into a food processor. Add chicken stock to the pumpkin and puree. Pour soup into a large saucepan and bring to a simmer over medium heat. Stir in cream, nutmeg, sage and salt. Mix well and remove from heat. Serve garnished with a dollop of more of whipping cream and a dash of cinnamon

I like serving this with ginger snap cookies on the side to dunk in the soup



NICK WILLIAMS DESIGNS



Nick Williams and Associates
WWW.NickWilliamsDesigns.com
1-818-222-7477